


Going Places

LÍNGUA INGLESA

8º Ano



Title

Going places- Língua Inglesa - 8º Ano

Authors

Ermelinda Tavares

Lindinalva Lima

Zita Vieira

Overall Coordination

Direção Nacional de Educação

Graphic Design

Gabinete de Comunicação e Imagem da Uni-CV

Cover Illustration

Helder Cardoso (HJC Art)

Illustration

Freepik

Photography

Gabinete de Comunicação e Imagem da Uni-CV, PxHere

Printing and Finishing

Porto Editora

Edition

2020

TABLE OF CONTENTS



REVISION UNIT

05



UNIT 1
AT THE AIRPORT

17



UNIT 2
AT THE MARKET

33



UNIT 3
AT THE RESTAURANT

49



UNIT 4
AT THE HOSPITAL

61



UNIT 5
AT THE BEACH

73




UNIT 6
AT THE CINEMA

83





REVISION UNIT





UNIT 1: ABOUT SCHOOL

1. Classroom Posters: with your classmates and teacher, create classroom posters with school rules learnt in the 7th grade. Illustrate your posters with images from magazines or drawings.






2. Crosswords: find these eight school facilities in the following word search.

Classroom, canteen, computer room, auditorium, copy center, playground, library, lab.

R	C	M	L	P	B	E	C	A	T	J
E	H	A	D	I	O	A	G	E	B	F
G	B	M	K	S	N	X	L	A	J	D
I	F	T	P	T	R	I	J	U	H	L
S	W	A	E	X	O	B	V	D	Z	Z
T	Z	E	Q	T	F	E	R	I	S	C
R	N	P	T	S	M	N	Z	T	O	O
A	C	L	A	S	S	R	O	O	M	M
T	M	A	I	I	L	A	S	R	P	P
I	P	Y	W	B	F	D	O	I	K	U
O	U	G	T	G	R	Q	U	U	E	T
N	T	R	A	H	L	A	S	M	G	E
O	E	O	K	B	W	F	R	N	H	R
F	R	U	P	I	A	G	E	Y	Q	R
F	R	N	D	V	R	L	N	A	Z	O
I	O	D	F	B	D	U	B	S	R	O
C	O	P	Y	C	E	N	T	E	R	M
E	M	Z	E	P	Y	T	L	Z	W	T



3. Sentence Completion: look at the images and complete the following sentences using the words at/in/on and the pictures to complete the sentences.

E.g. Bia and Nando study <u>in</u> a school.	
a) Bia takes her afternoon rest _____.	
b) Nando's birthday is _____.	
c) Bia and Nando study _____  and then go to bed _____.	

UNIT 2: LEISURE TIME

<https://www.youtube.com/watch?v=5xzjFaHcoxk>

1. Video session: watch the following video about a love story of Alice and Josh and then do the following exercises.

a) Write down all the regular verbs in simple past you hear in this story.

Verbs	Ending Pronunciation

b) Watch the video again and answer the following questions.

- a) What did Josh ask Alice? _____
- b) What did they like in common? _____
- c) Where did Alice and Josh travel to? _____
- d) Where did they stay? _____
- e) Why did Alice cry? _____

c) Retell this story to your partner.



UNIT 3: AROUND THE TABLE

1. Unscramble the words that appear in . Then, use them to complete the final message.

At the table

NUCLH

BAKTSFARE

DENINR

NAD

, , ARE
M E A L S.

2. Find the words in the word search puzzle to find the hidden message.

N	K	N	I	F	E	F	T	O	R	K	S	P	O	N
N	I	A	K	P	K	A	I	N	A	N	D	T	A	B
L	E	K	M	R	B	A	T	C	F	E	Z	J	H	P
F	S	M	P	L	O	T	Z	W	L	S	F	G	K	I
Z	P	W	E	A	V	F	F	B	A	N	I	I	D	W
R	E	M	F	B	N	V	A	S	T	M	Q	G	N	O
U	A	L	Q	D	I	T	D	T	T	W	W	E	A	H
T	W	U	W	Z	T	H	W	E	E	P	C	A	S	A
I	E	R	A	I	B	M	P	P	S	S	F	L	T	E
U	I	Q	F	S	W	T	C	K	K	U	A	Z	S	H
V	W	G	I	F	N	Z	D	A	T	W	D	F	P	L
W	B	D	Y	E	F	I	N	K	X	N	D	E	O	B
C	U	G	O	L	M	M	N	U	R	F	R	S	O	D
H	F	Z	Y	P	I	R	V	Y	M	Z	Y	A	N	M
P	V	R	J	O	G	R	P	I	W	N	I	T	Z	A

AND
 FORK
 KNIFE
 NAPKIN
 SET
 SPOON
 TABLEMAT

_____, _____, _____, _____,
 _____ are used to _____ the table.



3. Complete the dialogue using polite expressions.

Bia: Gio, _____ you pass me the salt and pepper, _____?

Gio: Sure. Here they are.

Bia: _____ you!

Gio: You are _____.

UNIT 4: ENVIRONMENT AND ANIMALS

1. Match the pictures to the environmental problem.

- 1. Deforestation
- 2. Plastic waste
- 3. Eating habits
- 4. Trash
- 5. Water waste





2. Look at the phrases below and identify if they are problems (causes), consequences or solutions. The first one has been done for you.

- a) Eating habits
- b) Stop using plastics
- c) Animals choke
- d) Sharks are disappearing
- e) Deforestation
- f) Put trash in the trash bin
- g) Plastic waste
- h) Animals lose their habitat
- i) Trash on the beach
- j) Change eating habits
- k) Turtles die or get hurt
- l) Planting trees

Cause	Consequences	Solutions
a) Eating habits	b. Sharks are disappearing	k. Change eating habits


















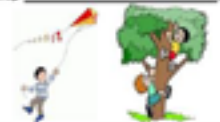
3. Use the words and phrases in exercise 2 to write sentences using 'because', 'due to' and 'the reason why'.

Example: Sharks are disappearing due to our eating habits.
























UNIT 5: WEATHER, SEASONS & CLOTHES

1. Complete the chart with information.

What month is it?	What season is it?	How is the weather?	What do you wear?	What can you do?			
1 - J _____	It is _____. 	It is _____ and _____. 	I wear _____ and _____ 	I can _____ and _____ 			
2 - F _____		3 - M _____	It is _____. 	It is _____ and _____. 	I wear _____ and _____ 	I can _____ and _____ 	
4 - A _____	5 - M _____	6 - J _____		It is _____. 	It is _____ and _____. 	I wear _____ and _____ 	I can _____ and _____ 
7 - J _____	8 - A _____	9 - S _____			It is _____. 	It is _____ and _____. 	I wear _____ and _____ 
10 - O _____	11 - N _____	12 - D _____	It is _____ and _____. 			I wear _____ and _____. 	I can _____ and _____. 
April, August, December, February, January, July, June, March, May, November, October, September	summer, spring, winter autumn	hot, cold, cool, warm rainy, sunny, windy, snowy	a hat, an umbrella, sunglasses a shirt, a jacket, a coat, a raincoat shorts, pants, a dress, a skirt shoes, boots, flip flops, ice skates	fly a kite, go swimming, ride a bike, build a snowman go roller skating, climb a tree, ride a sled, eat ice cream			

2. Sort the clothes according to the weather.

Sunny 			Rainy 			Snowy 		
								
								

Sunny: _____

Rainy: _____


Snowy: _____



UNIT 6: AROUND TOWN

1. Match the names with places.

Drugstore	<input type="radio"/>
Boutique	<input type="radio"/>
Pet Shop	<input type="radio"/>
Grocery	<input type="radio"/>
Barber	<input type="radio"/>
Library	<input type="radio"/>
School	<input type="radio"/>
Butcher	<input type="radio"/>





2. Answer the following questions:

- a. Where is your school located? My school is located _____
- b. Is there a library in your town? _____
- c. What is another way to call a "drugstore"? It is a _____





UNIT 1

At the Airport

By the end of this unit, you will be able to:

- Select airport vocabulary/expressions or phrases and use them accurately and effectively in sentences and dialogues
- Create a dialogue based on some situations at the airport
 - Ask for and follow directions at the airport



Word file

1. Write captions for the pictures below using words in the box.

carousel	trolley luggage	check-in and hand baggage	wheelchair	gate
check-in-desk	x-ray machine	boarding pass & passport	airport Board	



1. _____



3. _____



3. _____




4. _____



5. _____



6. _____



7. _____



8. _____



9. _____





UNIT1 - AT THE AIRPORT



2. Look at the images and describe them using these following expressions:



- is taxing
- is landing
- is taking off
- are disembarking
- are boarding



				
Ex. The plane is taking off	_____	_____	_____	_____

Language fact

 Airplane = Aeroplane 

 Line = Queue 

 Lift = Elevator 

 Luggage = Baggage 





Listening

1. Listen to the audio and complete the following text to get the correct airport expression given in the box:

<https://www.youtube.com/watch?v=jy88ejZrPWw>

| by plane | drops them off | stand | bags on the scale | boarding gate | through |
 | their luggage | the check-in counter | the number of bags | in an empty tray | escalator | on holidays
 | takes them to the airport | show their passport | go through | boarding announcement | in the trunk |
 | a nice flight | check their bags and get their boarding pass | on the plane | boarding bridge |

1. The family is going _____.
2. They will travel _____.
3. Days before travelling, they pack _____.
4. They call the taxi, it arrives and they put their bags _____.
5. The taxi driver _____ and then _____ at the airport entrance.
6. The taxi driver wishes them _____.
7. The first place they go when they arrive at the airport is _____ because they need to _____.
8. Before the check-in, they need to _____ in a queue.
9. At the check-in counter, they _____, say the _____ they have, and put the _____.
10. They can take their handbags _____.
11. After the check-in, they _____ security process: put their personal belongings _____ and step _____.
12. Then, they go to _____ taking the _____.
13. At the boarding gate, they wait for the _____.
14. Finally, they receive a call to go to the plane, and they take the _____ that takes them directly to the plane.

 *Language function*

Modal verbs are used for different situations. For instance,

- to express ability: **Can**
- to ask for permission and polite requests: **May, Can, Could**
- for polite offer and invitation: **Would**



Exercises

1. Read the following situations and rewrite the sentence using the appropriate modal verb.

Ex. The airport security informs you that it is possible to do self-checking. You can do the self-checking.

a. 1. The airport security asks permission to see your travel document before the check-in.

_____.

b. 2. You ask the cleaning lady for direction to go to the toilet.

_____.

c. 3. Because of the weather, there is a possibility to have your flight cancelled.

_____.

d. 4. The check-in clerk wants the passenger to put the baggage on the scale.

_____.





Writing

Check-in my luggage

1. Read and complete the dialogue with the missing expressions in the box. Listen to your teacher to check your answers.

do you have to check in? | excuse-me, where is | pay excess kilos/pay extra |
 an aisle or window seat | any hand luggage |

A: Good morning. Can I have your ticket and passport, please?

B: Good morning. Sure, here you are.

A: Thank you. Would you prefer _____?

B: A window seat, please.

A: All right. How many bags _____?

B: These two suitcases.

A: I am afraid your suitcases are overweight. You have to _____

B: Oh! How much extra do I have to pay? Can I pay by credit card?

A: We charge \$50 per extra kilo. Yes, we accept credit cards. Do you have any _____

B: Yes, only my brief case and laptop.

A: So, your seat number is 9A. Here is your boarding pass and passport. They will start boarding 20 minutes before the departure time. You should be at the gate D by then.

B: _____ the Gate number, please?


A: Go to all gates section, pass through the security procedures and then you follow the flights information on the screens.

B: Sorry, where is this all gate section?

A: It is around the corner and down the hall.

B: Thank you.

A: you're welcome. Have a nice flight.



2. Role-play the dialogue with your partner.

Listening



airline-pre-boarding.mp3



airline-final-boarding.mp3

1. Listen to these two pre-boarding announcements, final boarding announcement, and write the number of the flight and the name of the city where each plane is going.

Speaker	Flight no	City
A		
B		

2. Listen again and complete the gaps with the words and numbers you hear.

- a. Good afternoon passengers. This is the pre-boarding _____ for flight 426BM to Rome. We are now inviting those _____ with small children _____, and any passengers requiring _____ assistance, to begin _____ at this time. Please have your boarding pass and _____ ready. Regular board will begin in approximately _____ minutes time. Thank you.
- b. This is the _____ boarding call for _____ Erin and Fred Collins booked on _____ to Kansas City . Please proceed to gate _____ immediately. The final _____ are being completed and the _____ will order for the doors of the _____ to close approximately _____ minutes time. I _____: this is the boarding call for _____ . Thank you.





Reading

1. Read the following airport departure board and complete the spaces accordingly.

INTERNATIONAL SAL AIRPORT DEPARTURE BOARD				
TIME	FLIGHT	DESTINATION	GATE	REMARKS
08:30	FY 540	BEIJING	23	CANCELLED
08:45	ZX 978	LISBON	12	FINAL CALL
09:00	TV 678	QATAR	4	DEPARTED
09: 05	ER 432	DAKAR	7	FINAL CALL
11:20	SW 769	BOSTON	19	BOARDING
13:30	OP 412	LONDON	15	DELAYED
20:45	HX 568	CASA BLANCA	6	GATE CHANGED
21:40	GV 149	AMSTERDAM	9	DEPARTED

Ex.: The flight FY 540 with destination to Beijing on gate 23 is not going to leave. It is cancelled.

- The flight ZX 978 to Lisbon *is departing now*. It is _____ on gate _____.
- The flight TV 678 to Qatar *has already left*. It is _____.
- The gate* for the flight HX 568 to Casa Blanca has a different gate. It is _____.
- The flight OP 412 to London *is late*. It is _____.
- The passengers of the flight SW 769 to Boston *are going* to the plane. They are _____.

 **Speaking**

1. Imagine a situation in which you spent 2 weeks in South Africa in an exchange program. Then, you are going back home. When you get to the airport, you go to the check-in desk. In pairs, prepare the dialogue; one of you is the airline representative and the other is the passenger.

Perform this situation by following these table Instructions.

Airline Representative	Passenger
Greet the passenger and ask for his or her air ticket and passport.	Greet back and give the travel documents.
Ask the passenger about his or her luggage.	Say how many luggage you have.
Ask for his or her hand luggage.	Answer the question.
Ask the passenger about his or her seat preference.	Reply. Ask the airline representative where the departure gate is.
Give the direction of the gate.	Ask the time you should be at the boarding gate.
Say the flight is delayed and express your apologies and say the flight time.	Thank the airline representative and say goodbye.
Reply.	

Different ways to wish someone an amazing flight:

Have a nice flight!	Enjoy your travel!	Have a sound and safe trip!
---------------------	--------------------	-----------------------------



 *Research project*

- 1. The airport on your island has been awarded with a famous person's name. Research about his or her life and write a biography of him or her. Insert a picture of him or her on your paper.**

Person's Name	
Biography Research (Personal information: birth, family,)	
Education Background	Picture of the person
Fun Fact	Major Accomplishments



Cultural notes

1. Research about other ways to say the following expression in other languages.

Seja Bem-vindo!

2. Cabo Verde has free visa access to some countries. Research and write a list of these countries where Cape Verdeans don't need visa.



3. There are some prohibited items to travel with in your hand luggage. What are they? Write a list.





Self-assessment

1. Name these images.

<p>a)</p>  <p>_____</p>	<p>b)</p>  <p>_____</p>	<p>c)</p>  <p>_____</p>	<p>d)</p>  <p>_____</p>
<p>e)</p>  <p>_____</p>	<p>f)</p>  <p>_____</p>	<p>g)</p>  <p>_____</p>	<p>h)</p>  <p>_____</p>

2. Read the following sentences and choose the correct option.

2.1. When you are in the check-in counter, you show your...

- a) air ticket & passport b) purse c) driving license

2.2. After the check-in process, you will receive your...

- a) driving license b) boarding pass and passport c) plane magazine

2.3. At the security division, the X-Ray machine...

- a) takes photo of you b) scans you and your belongings c) takes you to the plane

2.4. The boarding announcement tells you the time...

- a) to go to the plane b) of your meal c) of your check-in

2.5. When you receive a call to go to the plane, it is your time

- a) arrival b) departure c) excursion

3. Look at these images and write sentences using modal verbs.



Ex. Where **can I** exchange money, please?



1. _____?



2. _____?



3. _____?



4. _____?





UNIT 2

At the Market

By the end of this unit, you will be able to:

- Identify and define the different aisles of the grocery store
 - Categorize types of goods found in grocery stores
 - Ask for assistance in grocery stores



Word file

1. Look at these two fridges, fridge 1 belongs to Bia and fridge 2 belongs to Nando.



1. Bia's fridge



2. Nando's Fridge

1.1. What does Bia need from the market for her fridge?

Let's help Bia make a shopping list to fill out her fridge.

Shopping list





UNIT 2 - AT THE MARKET

1.2. Now, Bia is at the market, but she needs to reorganize her shopping list to make her shopping easier.



Aisle 1 - fresh Food food




Aisle 2 - Dairy products



Aisle 3 - frozen Meat



Aisle 4 - fish and seafood



Aisle 5 - Canned goods



Aisle 6 - Beverages



Aisle 7 - Cosmetic products



Aisle 8 - Bakery food



Aisle 9 - Cereal products




Aisle 10 - Seasoning products

Shopping		
Item	Section	Aisle
Ex. Cake	Bakery	8



1.3. To remember exactly the quantity needed, Bia reorganized her list again. Help her complete the list using the following word: jar, litre, pint, bunch, box, slices, dozen, kilo, loaves, bottle, package, head, bar, pound.

 a) a _____ of soup	 b) wo _____ of bread	 c) a _____ of apple juice
 d) a _____ of eggs	 e) a _____ of jelly	 f) a _____ of onion
 g) a _____ of milk	 h) a _____ of meat	 i) a _____ of olive oil
 j) a _____ of cheese	 k) a _____ of water	 l) a _____ of chocolate
 m) a _____ of cereal	 n) a _____ of banana	 o) a _____ of ice cream



Reading

LOCATING AND CATEGORIZING ITEMS IN A MARKET

2. Read the following store directory.

Item	Section	Aisle	Item	Section	Aisle	Item	Section	Aisle
Oranges	Produce	2	Yogurt	Dairy	5	Ice-cream	Frozen food	3
Bread	Bakery	4	Chicken	Meats	8	Cauliflower	produce	2
Butter	Dairy	5	Eggs	Dairy	5	Ham	Meat	8
Canned corn	Canned goods	1	Flour	Bakery	6	Milk	Dairy	5
Cookies	Bakery	4	Cream	Dairy	5	Soup	Canned goods	1
Pears	Produce	2	Turkey	Meat	8	Lettuce	Produce	2
Cucumber	Produce	2	Cake mix	Bakery	6	Parsley	Seasoning Goods	7

2.1. Answer the following questions with complete sentences.

Ex. Where are the cookies? They are in the bakery section in Aisle 2.

- a. a) Where is the cream? _____.
- b. b) Where are the eggs? _____.
- c. c) Where is the milk? _____.



Speaking

1. Practice the conversation with your partner. Ask more questions by replacing the underlined words by other items on the store directory on page 38.

Ex. Store assistant: Good morning. How can I help you?

You: Good morning. I am looking for nutmeg.

Store Assistant: It's in the bakery section.

You: where is *the bakery* section?

Store Assistant: It's in Aisle 6.

You: Thank you very much.

Store assistant: You're welcome.



Reading

Poor Fridge.

Bia's mom arrived home earlier today, and she went to the kitchen to prepare vegetable soup for dinner. For her surprise, when she opened the fridge there was nothing she needed for the soup.

Immediately, she called Bia to help her make a shopping list. She needed a head of kale, a bunch of carrots, a kilo of tomatoes, a dozen of eggs and a bottle of olive oil. She also included a loaf of bread, 250 grams of cheese and a gallon of milk for breakfast.

Bia and her mom rushed out of the house and went to a nearby market. When they arrived there, they were disappointed because there weren't any kale, eggs or carrots. Consequently, they bought just items for breakfast: bread, cheese and milk.

They were so tired and, upset that they went back home and had bread and cheese with milk instead of soup for dinner.



UNIT 2 - AT THE MARKET

1. After reading the text, answer the following questions and compare your answers with your partner's.

a) Who arrived home earlier today?

b) What was her plan for dinner?

c) Was Bia's mom happy when she opened the fridge? Why?

d) What did she need to make the soup?

e) Did Bia go with her mother to the market?

f) What did they find and what didn't they find in the market?

g) What did they have for dinner?





Language function

Expressing Quantity.

Some	<p>It is used in positive sentences and polite questions.</p> <p>Ex. I want some coffee.</p> <p>Bia's mom would like to buy some loaves of bread.</p> <p>Would you like some more salt?</p>
Any	<p>It is used in negative and questions.</p> <p>Ex. We don't have any can of tuna.</p> <p>Do you have any eggs?</p>

Exercises.

A. Complete the sentences with **some** and **any**

- Nando's fridge has _____ bananas, but Bia's hasn't _____.
- I need _____ bread for the breakfast, but I haven't _____ money to buy.
- The vegetable aisle doesn't have _____ cabbage.
- Do you have _____ cabbage, please? No, we don't have _____.

Uncountable nouns (U)

Flour/coffee/tea/milk/sugar/tuna/

In English, we can make uncountable nouns countable by adding a unit **a bottle of milk/a cup of tea/ 500 grams of flour, a loaf of bread, a packet of butter/a glass of water**

Countable nouns (C)

Eggs/onions/oranges/shopping bags/

B. Use (U) for uncountable nouns and (C) for countable nouns in these following items.

- a) _____ juice b) _____ rice c) _____ carrots d) _____ grape
- e) _____ olive oil f) _____ salt g) _____ shopping bag h) _____ can of tuna



Cultural notes

1. Write the way you ask for prices of the products in three languages you know!

_____ ?

_____ ?

_____ ?

2. In the USA, there are many types of stores.



They sell different goods in a low price



You buy the products in a great quantity



This is a very big building with different stores and entertaining places like cinema restaurant. you can also find public service such as pharmacy post office, exchange house, café, etc



Here they sell mostly drinks and tobacco,



3. The currencies are different in Anglophone countries.

Country	Flag	Currency symbol and name
Nigeria		₦ Naira
England		£ Pound
The United States of America		\$ United States Dollar
Australia		A\$ Australian Dollar
South Africa		R Zar

4. Nowadays there are different ways to pay the products you buy at the stores.

<p>By check</p>	<p>cash</p>
<p>By visa cards</p>	<p>online payment if you buy online</p>



Self-assessment

1. Circle the items you can count.



1. Write the food mentioned above by categorizing them in an appropriate column. Add more you learnt in this unit to complete the table.

Produce (vegetables/fruits)	Dairy Goods	Seasoning products	Meat and Fish	Baked Goods	Cereal Goods	Beverages
Ex. Oranges	Eggs	oil	Salmon	Cup cake	rice	Water



2. Complete these following sentences using **any** and **some**.

2.1 Do you need coffee?

Yes, I need _____. Ah, bring me _____ sugar, please.

2.2 What about mayonnaise?

No, I don't need _____ mayonnaise.

2.3 How about dessert?

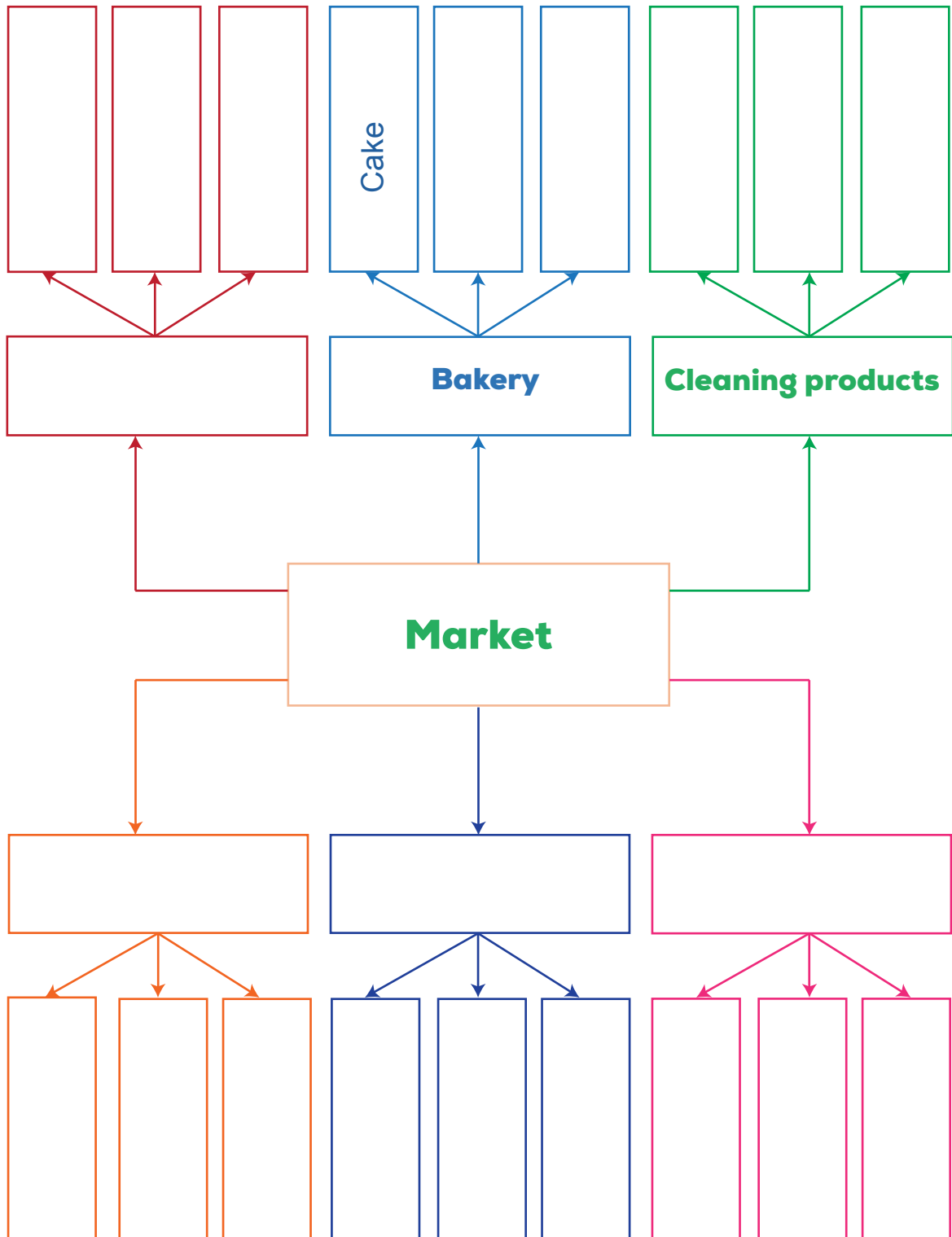
Oh yes, let's have _____ apple pie. I don't need _____ cookies because I have _____.





Project

Take a visit to a market in your neighborhood and complete the following diagram with the items it has.







UNIT 3

At the Restaurant







By the end of this unit, you will be able to:

- Use restaurant vocabulary accurately and effectively
- Practice how to order food, ask for the bill and other requests
- Develop a menu, select items/food and give opinion.



Word file

1. Match the pictures to the descriptions.

	<input type="radio"/>	Menu
	<input type="radio"/>	Waitress
	<input type="radio"/>	Order
	<input type="radio"/>	Waiter
	<input type="radio"/>	Guests
	<input type="radio"/>	Bill
	<input type="radio"/>	Dessert



UNIT 3 - AT THE RESTAURANT

2. At what type of restaurant can you find the dishes in A? Match the dish in A to the type of restaurant in B and the ingredients in C.

A	B	C
	Grill	Shrimp, crab, and fish
	Seafood	Tomato, avocado, corn
	Fast Food	Hamburger
	Vegan	Pasta
	Italian	Pork and beef

3. Which type of restaurant do you prefer? Why? _____

Listening

1.



Hi. I'm Angelo, your waiter.
 Welcome to TkukLy restaurant.
 Here is our menu.

TXUKLY Restaurant	
Starters	
Caesar salad	250\$00
White cheese and olive	300\$00
Torresma (6)	200\$00
Main Courses	
Barbecue Special	850\$00
Pork and Ribs	700\$00
Katxupa	900\$00
Beef	650\$00
Beverages	
Soda	100\$00
Water	70\$00
Juice	90\$00
Desserts	
Ice cream	160\$00
Pudin	200\$00
Fruit salad	120\$00



1.1. What type of restaurant is Txukly?

1.2. What would you order from Txukly's menu?

a. For starters _____

b. For main course _____

c. To drink _____

d. For dessert _____

2. Listen to the conversation at Txukly Restaurant.

Part 1

Angelo: Good evening. Welcome to Txukly restaurant.

Lourdes: Good evening. A table for 3, please.

Angelo: Do you prefer indoors or outdoors?

Lourdes: Indoors, please. It's a little bit windy.

Angelo: Certainly. Could you follow me, please?

Here's the menu...

Lourdes: Thank you!

Angelo: Are you ready to order?

Lourdes: Yes. I don't want a starter. I'll have the barbecue special, please. How about you, kids?

Bia: I would like a Caesar salad for starters and the Katxupa for main course.

Gio: Could I have the beef, please?

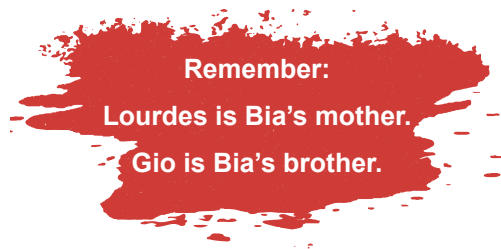
Angelo: Certainly. How would you like your beef: rare, medium or well done?

Gio: Well done, please.

Angelo: Would you like to order a drink?

Lourdes: 3 bottles of water is fine. Thank you.

Angelo: One moment, please. Your order is coming up.





3. Listen again.

3.1. Write the expressions the guests use to order their food.

Example: Lourdes: I'll have...

Bia: _____

Gio: _____

3.2. Look at the pictures and describe which is rare, medium and well done.



a) _____



b) _____



c) _____

3.3. Are these sentences True or False ? Justify.

Example: Angelo is a chef. Angelo is a waiter.

- a. The family is having lunch. _____.
- b. The guests prefer to stay in the dining room. _____.
- c. Only Bia will have a starter. _____.
- d. Everybody is going to have pork. _____.
- e. The guests have ordered 3 different drinks. _____.

4. Listen to part 2

Angelo: Excuse me. Your order is here.

Lourdes/Bia/Gio: Thank you.

(after some time)

Bia: Excuse me. Could you bring another fork, please? This one is dirty.

Angelo: I'm sorry, I'll change it.

Bia: Thank you.

Angelo: Would you like to order dessert?

Lourdes: I don't know...

Bia: Yes, Mom, please.



Lourdes: Ok. We'll have three ice creams, please.

Bia and Gio: Yay!!

Lourdes: Excuse me. Can you bring the bill, please?

Angelo: One moment, please. Here is your bill. Are you going to pay in cash or by card?

Lourdes: In cash. Thank you!

Angelo: Certainly. How was everything.

Lourdes: The food was delicious, right kids?

Bia: Yes, very tasty.

Gio: Delicious!

Lourdes: Ohh! Here is your tip.

Angelo: Thank you very much.

4.1. Based on the conversation, complete the bill.

Txukly restaurant

Item	Qty	Price	Total
_____	_____	_____	_____
_____	_____	_____	_____
_____	_____	_____	_____
_____	_____	_____	_____
_____	_____	_____	_____
SUB TOTAL			_____
TAX = 15%			_____
TOTAL			_____

4.2. In most English-speaking countries, people usually leave a tip to the waiter. Would you give Angelo a tip? How much? Why?



Speaking

Hi. I'm Eliane, your waitress. Are you ready to order?



1. Create your own restaurant.

- a. Think on a name for your restaurant
- b. Decided what type of restaurant it is.
- c. Use the template to create your own menu.
- d. Receive guests and take orders using your menu.
Use the conversation on page 53 as an example.

<hr style="border: 0; border-top: 1px solid black; margin-bottom: 5px;"/> (your restaurant's name)			
Starter <hr/> <hr/> <hr/>		Specials <hr/> <hr/> <hr/>	
Main Course <hr/> <hr/> <hr/>		Drinks <hr/> <hr/> <hr/>	
Dessert <hr/> <hr/> <hr/>			



Cultural notes

1. How much would you pay for a hamburger?

- a. 200\$00 Escudos
- b. 5.000\$00 Escudos
- c. 80.000\$00 Escudos
- d. 400.000\$00 Escudos



The most expensive hamburger in the world costs 400.000\$00. You can find it in Las Vegas, USA.

2. In Dubai there's a restaurant named Chillout Ice Lounge. What's so special about it? It is made entirely of ice. Yes! Even the plates, the table and the chair are made of ice.

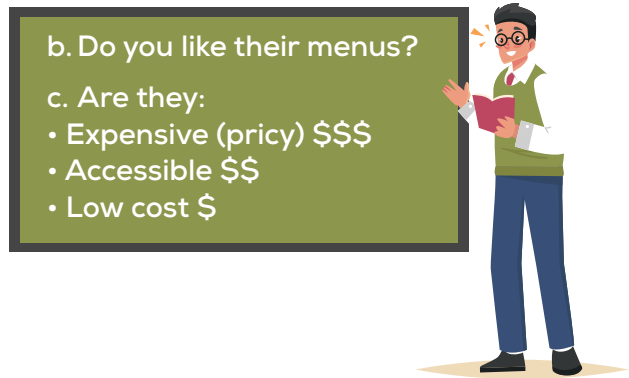


3. Research on 3 more bizarre restaurants around the world. What is so special about them? What kind of food do they serve? Would you go there and order from their menus?



Project

1. Research the types of restaurants in your town and present the results to your class.



d. Which one is your favorite?

e. What would you order for starter, main course and dessert in your favorite restaurant?

f. Which restaurant would you recommend to a friend?

I would recommend _____ because _____

g. Which restaurant you wouldn't recommend to a friend?

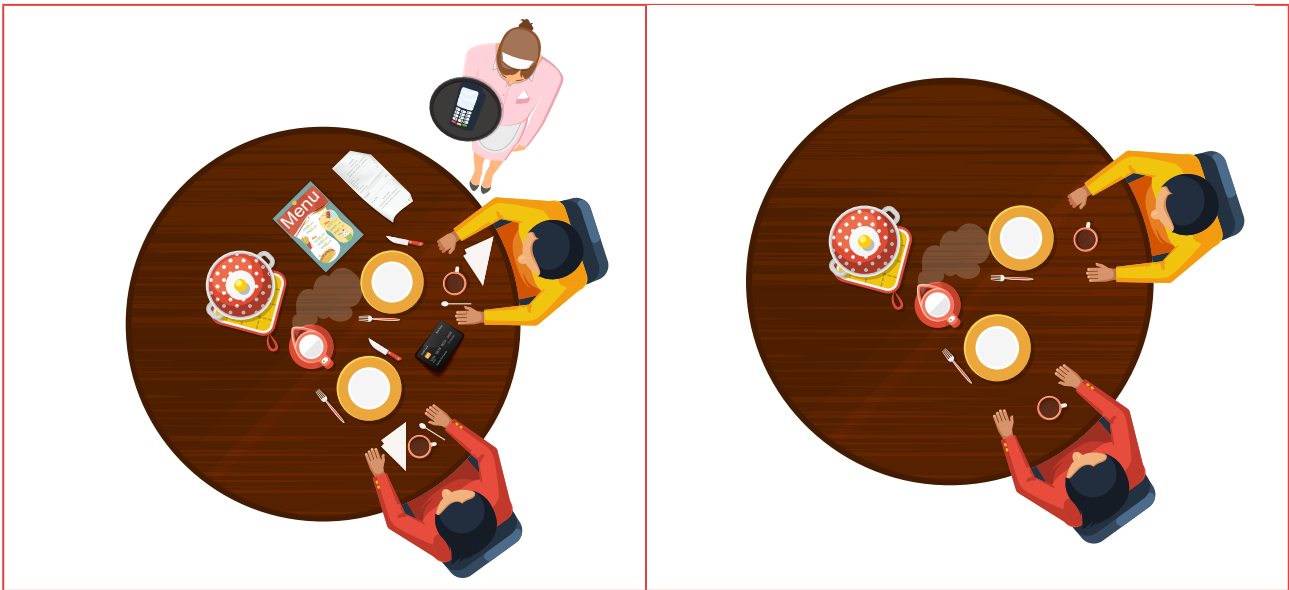
I wouldn't recommend _____ because _____





Self-assessment

1. Find the seven differences.



2. Name the items that are missing.

_____ Card _____

3. Put the sentences in the right column according to who would say them.

- a) Are you ready to order?
- b) I'll have the salad, please
- c) How was everything?
- d) Excuse me, can you bring the bill, please?
- e) Could you follow me, please?
- f) A table for four, please.
- g) Would you like to order dessert
- h) I'll have a tea.

Example:

Waiter/Waitress	Guest
Are you ready to order?	



UNIT 4

At the Hospital

By the end of this unit, you will be able to:













- Identify health-care vocabulary
- Explain symptoms and common health problems
- Dramatize a hospital/emergency situation



Word file

1. Match the words in the box to the pictures.

Drugstore/Pharmacy	Patient	Operating room	Ambulance	Nurse	Doctor
Emergency room	Hospital	Clinic	Medicine	Porter	Reception area

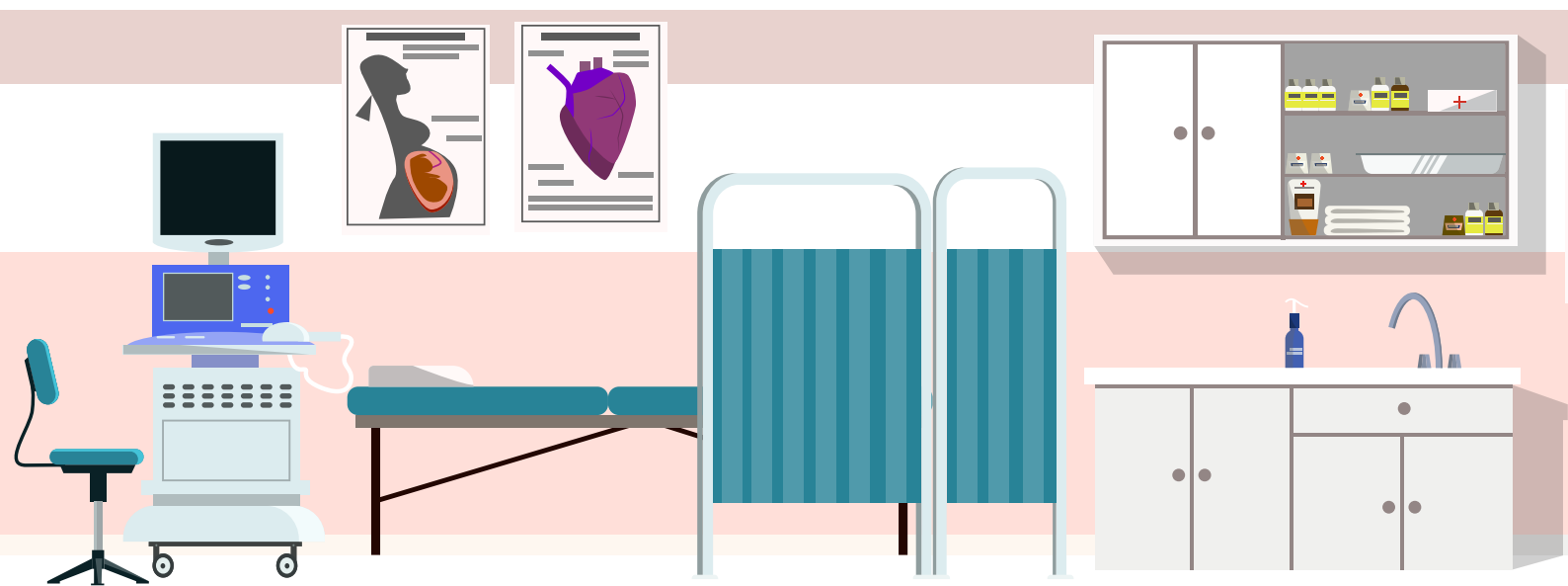
 <hr/>	 <hr/>	 <hr/>
 <hr/>	 <hr/>	 <hr/>
 <hr/>	 <hr/>	 <hr/>
 <hr/>	 <hr/>	 <hr/>



2. Match the words in A with the descriptions in B.

A	
Drugstore/Pharmacy	<input type="radio"/>
Ambulance	<input type="radio"/>
Nurse	<input type="radio"/>
Patient	<input type="radio"/>
Hospital	<input type="radio"/>
Porter	<input type="radio"/>
Emergency room	<input type="radio"/>
Medicine	<input type="radio"/>
Clinic	<input type="radio"/>
Reception area	<input type="radio"/>
Doctor	<input type="radio"/>

B	
<input type="radio"/>	A person who takes care of patients and assists doctors.
<input type="radio"/>	A place where people can be admitted (stay) when they are sick.
<input type="radio"/>	The first place where people with urgent illnesses or injuries go.
<input type="radio"/>	It is what a sick person has to take in order to feel better.
<input type="radio"/>	It is where people buy medicines.
<input type="radio"/>	A place where doctors examine patients, prescribe medication and give instructions for treatment. People are not admitted.
<input type="radio"/>	It is a vehicle that takes sick or injured people to the hospital.
<input type="radio"/>	A part of the hospital where patients are admitted.
<input type="radio"/>	A person who treats people to help them recover their health and feel better.
<input type="radio"/>	A person who is sick.
<input type="radio"/>	A person who moves patients and equipment between the areas of the hospital.






Speaking

Have you ever been admitted to a hospital?

In a hospital patients can be admitted. That is, they have a serious condition so they have to stay there for some time. In clinics, patients cannot be admitted. People go there to be examined and to receive instructions for treatment. People cannot sleep or stay for a long time.

1. Look at the problems on the pictures and give an advice about where the person should go and do using:

<p>✓ You should... Why don't you...</p>	<p>✗ You shouldn't... or don't</p>
---	------------------------------------



- a. Jorge has a cough.
- b. Tony's throat is sore.
- c. Jair is sneezing a lot. He has got the flu.
- d. Gabriel and Sara are burning with fever.



Listening

1. Before you listen, answer the following questions:

a. Have you ever been sick? Did you go to a clinic or to the hospital?

2. Look at the problems and match them to the right treatment and support.

What seems to be the problem?	
	a broken leg
	A burnt hand
	A long cut on the shoulder
	A swollen knee
	A broken arm
	A stomachache
	A rash

What should you do?	
you should use crutches	
you should get some stitches	
you should take some pills	
you should put a cast	
you should put ointment	
you should get an injection	
a bandage	



3. Bia is not feeling well. She has an appointment with doctor Monteiro. Listen to the conversation on exercise 5.

4. Listen again and answer the questions:

- a. What seems to be Bia's problem?
A cold | a broken arm | pain | stomachache
- b. For how long has she had the problem?
1 week | 2 days | 3 days | 4 days
- c. What did she take for it?
Pills | cream | injection | she did not take anything
- d. Is she allergic to any medication?
Yes | No
- e. What does the doctor prescribe?
Cast | bandage | pills | ointment
- f. For how long does she have to take the medication?
3 weeks | 1 month | 1 week | 1 day



5. Listen again and complete the dialogue.

Dr. Monteiro: Hi. Come on in and have a seat. I am Dr. Odete Monteiro. Now, what seems to be the problem?

Bia: I have a _____ on my arm.

Dr. Monteiro: Huummmm. Let me take a look. For how long **have you been** _____?

Bia: I **have been** sick for about 1 _____.

Dr. Monteiro: Are you taking anything for it?

Bia: Yes, my father has put some cream on it.

Dr. Monteiro: For how long **have you been using** it?

Bia: I think I have _____ using it for _____ days.

Dr. Monteiro: I see. But it did not disappear, right?

Bia: No, it didn't, and it hurts a lot!

Dr. Monteiro: Oh poor girl! Are you allergic to any medications?

Bia: No.

Dr. Monteiro: Ok, Bia. It seems to be a serious _____. I am going to prescribe you some _____ that you can buy at the _____. You _____ also avoid scratching your skin.

Bia: Thank you very much, Dr. Monteiro.

Dr. Monteiro: You are _____, Bia. Come back if it doesn't get better.



Language function

Look at these sentences:

Dr. Monteiro: Huuummmmm. Let me take a look. For how long **have you been** sick?

Bia: I **have been** sick for about 1 week.

What kind of situation do they describe?

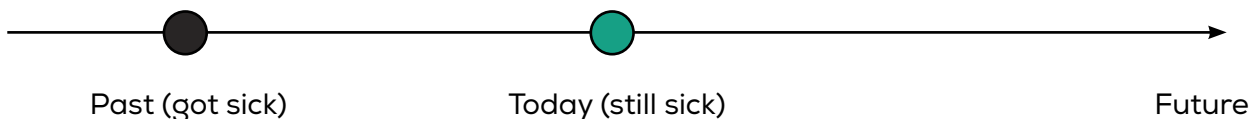
Did Bia get sick today? That's right! No! When she came to the doctor she was already sick. She got sick in the past (1 week before seeing the doctor). But on the day of the appointment (present), she is still sick and the next day she will continue to be sick (future).

To show the duration of a process we use: Have been or has been (with she, he or it)


Examples:

I have been a teacher for 19 years.

Bia has been sick for 3 days.



a. For how long have you been an English student?





Cultural notes

1. Riddle.

A father and son get in a car crash and are rushed to the hospital. The father dies. The boy is taken to the operating room and the surgeon says, "I can't operate on this boy, because he's my son."



How is this possible?

40-75% of people can't solve this riddle because they're unable to imagine the surgeon is a woman. The surgeon is the boy's mother.

Do you often think of doctors and surgeons as male people? Why do think that happens?

If so, take a look at this fact:


"Some of the earliest named doctors were women... Merit Ptah was the first female doctor known by name. She lived in approximately 2,700 BC and hieroglyphs on her tomb describe her as 'the Chief Physician'."

(source: <https://www.historyextra.com/period/ancient-egypt/facts-history-medicine-weird-medieval/>)

2. Interesting fact.

Can a snake be used as medicine? Today the expression "snake oil salesman" means someone "who knowingly sells fraudulent goods". However, back in the 17th century, people used the oil of Chinese water snakes, as medicine. They used to rub the oil on the workers' joints after a long day of working.

(source: <https://www.history.com/news/7-of-the-most-outrageous-medical-treatments-in-history>)



What do you think about this medicine?

Would you rub snake oil on your skin?



UNIT4 - AT THE HOSPITAL

Project

Based on the images create a story and present it to your class.



Self-assessment

1. What health problems do the following pictures describe?



2. You are a doctor and patients are coming to your office. Ask them about their condition, for how long they have felt it, and give some advice. Use appropriate language.

Example:

Name	Condition	Duration	Advice
Lilian	Back pain	3 days	Should put some ice







UNIT 5

At the Beach







By the end of this unit, you will be able to:

- Use the beach vocabulary and phrases accurately and effectively
 - Make a list of things to bring to the beach and describe its purpose.
 - Discuss the needs of protecting the beaches.



 **Word file**

1. Find the mistakes: Read the phrase and circle the mistakes. Then, correct them.

		
Take a shell	Listen to picture	Make a robot
		
Catch a photo	Eating coconut	Lady reading a book

2. Select objects: Check the words related to the beach.

Sand	Jelly fish
Beach toys	Reading chair
Waves	Computer
Candle	Beach Umbrella
Beach chair	Paper
Sea	Carpet
Bag	Swim Suit
Sun scream	sunglasses



Listening / Reading

1. Listen to this dialogue among friends and practice with your classmates.

Yannick: Hello guys. How are you?

Bia: I am doing well. I am thinking of going to the beach.

Yannick: It is too cold to go swimming today!

Bia: C'mon. It is not that cold. We can make a sand castle or read a book.

Yannick: Well, reading a book is a great suggestion. Should I call Nando?

Bia: Sure. By the way, I have his number. Let me call him.

Bia (on the phone): Hey Nando, how are you today?

Nando (on the phone): I am bored. Nothing to do today.

Bia: Well, I guess I have a suggestion for you. Let's go swimming.

Nando: That is a wonderful suggestion, Bia. Who else is coming?

Bia: Yannick is coming too. Any particular beach?

Nando: Have you ever been to Portinho?

Bia: I have never. Let's go then. See you in minute.

Yannick: I also I haven't been there. This will be fun.

Bia: Yeah, let's get ready!





 **Language function / Speaking**

1. Listen to the previous dialogue again and pay close attention to these following expression and discuss their meaning.


I am thinking...	Should I..	By the way...	Well, I guess...	Have you ever...
------------------	------------	---------------	------------------	------------------

2. Find a friend in class who has or has never...

E.g : Have you ever been to Kebra Kanela?

Yes, I have or No, I have never/ I haven't

- a. Have you ever made a sand castle?
- b. Have you ever been to Maio island?
- c. Have you ever slept at the beach?
- d. Have you ever been on a boat?
- e. Have you ever helped clean a beach?





Writing



1. Find the mistakes: Correct the sentences according to the picture.

a. I can see three girls in the picture.

b. The boys are wearing hat..

c. They are at the pool.

d. The boys are sitting on the left.

e. It is a windy and cold day.

2. Describe your favorite beach and give 3 reasons why.

My favorite beach is _____

It is my favorite beach because _____

I prefer this beach due to _____

I like this beach as it is _____



 *Cultural notes*

1. What should or shouldn't do to protect our beach? Write your opinion under each picture. How are these things done in Cabo Verde?



a) You should pick up after your pet



b)



c)




d)



e)



f)





Word file

Time to do some Research! Find 5 most beautiful beaches in Cabo Verde and write 2 facts about each one.

E.g Tarrafal



Fact #1 - The largest beach in Santiago Island.

Fact#2- It has crystal waters and white sands



 **Self-assessment**

1. Fill your bag with items that you take to the beach.



- sunblock • towel • water • book • snacks • magazine • toys
- hat • flip- flop • money • sunglasses • swimsuit • ball • cellphone

2. Ask your classmates the following questions. Write their name and circle (Yes) or (No) next to the question. Then, retell the information to the whole class.

- a. Do you like to swim? _____ Yes/ No
- b. Do you like to make sandcastles? _____ Yes/ No
- c. Do you like to walk on the sand with no shoes on? _____ Yes/ No
- d. Do you like to be buried in the sands? _____ Yes/No



UNIT 6

At the Cinema


By the end of this unit, you will be able to:

- Use the cinema vocabulary in the right context
 - Accept and refuse an invitation politely
 - Comment and evaluate a movie



Word file

1. What do you know about these logos?



Look at some word file!

Podcast: pequena transmissão de video/áudio

Scary: assustador




Seat: Assento

Popcorn: Pipocas

Ticket: Bilhete



Listening / Reading

<p>I like going to the cinema. I would like to have more time so I can go more often with my friends.</p>	<p>I love animated cartoons. I have always liked them since I was a kid. My favorite was Tom and Jerry.</p>	<p>The first movie I watched at the Cinema was a Disney movie. It was The Lion King. Today we have different versions of the Lion King.</p>
		



2. Say whether the statements are TRUE or False according to the texts.

- a. Bia goes to Cinema a lot.
- b. Domingos likes animated cartoons.
- c. Patricia has seen many versions of Lion King.
- d. Domingos' favorite cartoon was Tom and Jerry.



Language function / Speaking

5. Complete the dialogue and practice with your classmate

- A: Would you like to go to the movies on Sunday?
 B: Sure! What about _____? (name of the movie)
 A: I don't really like _____ movies. (scary/ comedy/ fiction)
 B: _____ type _____ prefer?
 A: I like _____. (suggest a different one)
 B: Okay: Let's go. _____ time can we meet?
 A: Let's meet at _____.
 B: Perfect! See you soon!
 A: See you!

Writing

1. Write an email to your friend and tell him/her about the last movie you saw.

Clues:

Comedy/fiction/ adventures

Main characters

Why you like it or not

It was a





 **Word file**

Movie Review!

Name: _____ Date: _____

My Movie Review

Title: _____	
Main Characters: _____	
Setting: _____	
Movie Rating:	
Summary: _____	

What I liked: _____	

What I disliked: _____	

My favorite part: _____	

(Illustrate on back)	



UNIT 6 - **AT THE CINEMA**





Cultural notes

Research Time!

Find out the habits and tradition of going to cinema.

- a. Why do people go to the cinema?
- b. How does the cinema look in other countries?
- c. Are they the same as in Cabo Verde?

Share your information with your classmates.



Self-assessment

1. Match the words/ phrases with their equivalent. Use a dictionary.

- a. Download
- b. Cartons
- c. Script
- d. Star
- e. Soundtrack
- f. Projector
- g. Director

Machines that shows movie: _____

The music used in movies: _____

Stories and films made with drawings


A person in charge of the movie: _____

The most important actor: _____

The page with dialogue

The audio/video we save on the computer _____





Cântico da Liberdade

Canta, irmão
Canta, meu irmão
Que a liberdade é hino
E o homem a certeza.

Com dignidade, enterra a semente
No pó da ilha nua;
No despenhadeiro da vida
A esperança é do tamanho do mar
Que nos abraça,
Sentinela de mares e ventos
Perseverante
Entre estrelas e o Atlântico
Entoa o cântico da liberdade.

Canta, irmão
Canta, meu irmão
Que a liberdade é hino
E o homem a certeza!